


Q-Lite™ WGS Encryption

Encrypted, ARSTRAT WGS Certified

Comms-On-The-Move Satellite Modem Card



A Portable Member
of the Paradise Modem Family



Overview

The Q-Lite WGS is a compact, single-board Satellite Modem card, which is certified for use with the high capacity Wideband Global SATCOM (WGS) system used by the United States and other allied militaries worldwide. The small form factor card is ideally focused for military and government applications providing broadcast services, data transfer, images and videos to troops in theater.

The Q-Lite WGS Modem card has been designed for simple mechanical integration into OEM products, being small in size and with very low power consumption, the Modem is suitable for integration into custom enclosures for portable communications and comms-on-the-move.

The unit is compatible with our ARSTRAT QFlex-400 WGS rack mount satellite Modem and our standard QMultiFlex-400 Hub and QFlex-400 series satellite Modems.

The Q-Lite WGS ARSTRAT certified Modem supports DVB-S2 and DVB-S2X, the most powerful and robust modulation and coding available for the space segment, supporting modulations from QPSK to 16APSK and data rates to 249Mbps. The Modem has an extended L-band frequency range, better RF performance, higher processing capability therefore allowing for future upgrades. In addition, the Modem is IP centric, supporting Ethernet / IP data in the highly efficient Trunking mode, where maximum performance is achieved in terms of bit rate and packets per second, with zero jitter.

It is ideal as a versatile point-to-point network modem or a remote modem in a point-to-multipoint network.

Monitoring and control of the modem is via Ethernet, with an option to fit a keypad and LCD display for local control. The Q-Lite WGS can also be provided in a half-width and ruggedised chassis.

Advanced Bandwidth-Efficient Features

DVB-S2X, is between 20% and 60% more band width efficient than its predecessor, DVB-S2.

Markets and Applications

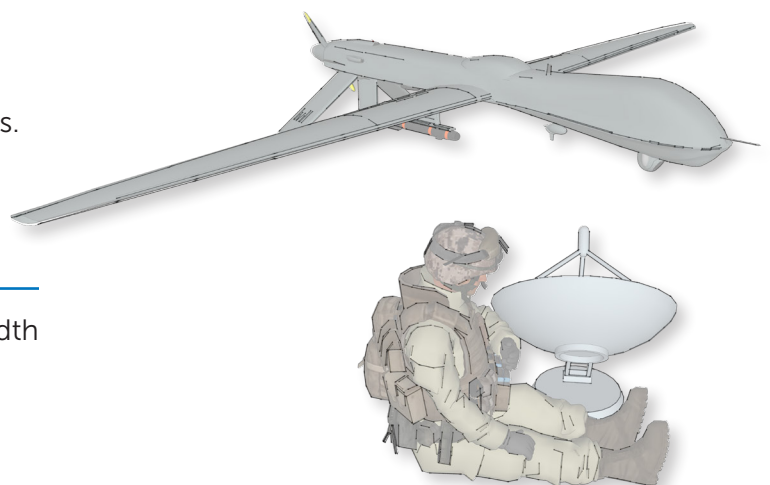
- Comms-on-the-move including vehicles, aircraft, UAVs and man-packs
- Government and Military secure networks
- Portable communication systems
- Compact, low-power VSAT terminals
- Secure commercial networks operating on the WGS Constellations
- Highly efficient IP Trunking

Features

- Small form factor (255mm x 184mm)
- Extended L-band operation to 2,450MHz
- Data rates to 249Mbps
- DVB-S2/S2X
- Optimized 20% spectral roll-off
- Offers TCP/IP packet payload encryption using symmetric AES with 256-bit keys
- 24 Volt input power supply
- 25 to 33 Watt power consumption
- Satellite beacon receiver mode as standard
- Optional keypad/LCD display & fans
- Optional L-band services (10MHz output, LNB power, external BUC PSU)
- LinkGuard™ signal-under-carrier interference detection
- Built-in spectrum & constellation monitors
- Q-NET™ Navigator network control application included as standard

WGS Certification

ARSTRAT WGS certification number 20-003



Why Q-Lite WGS?

Our Flagship Software Defined Modem is Paradise Datacom's most innovative and flexible Satellite Modem to date

STATE OF THE ART


- DVB-S2X up to 16APSK provides the highest bandwidth efficiency
- Highly efficient Trunking mode, which provides the highest bit rate and packet per second performance with zero jitter

SECURE

- SCPC is both secure, and with Paradise Modems, easy to provision
- For enhanced security, AES-256 encryption built in
- AAA Radius support and access control lists.

COMPATIBLE

- Reuse your existing code
- Compatible with QFlex-400 WGS Modems.
- No need for extensive retraining of Maintenance staff
- Supports IF and L-band in one unit.



CONVENIENT

- Optional BUC power Supply reduces need for external equipment
- Built in Spectrum Analyser and Constellation monitor


PRACTICAL

- Small size, lightweight and low power consumption
- Optional keypad/LCD & fans
- Built in test tools, no need for expensive test equipment

EFFICIENT

- DVB-S2X is the most robust and efficient Modulation and coding for the space segment
- 5% spectral roll off saving 15% bandwidth over the standard 20%
- Support for Paradise Datacom's highly efficient IP Centric, Trunking mode

WELL EQUIPPED



Transmitter

Fast:

- Up to 249Mbps / 69.9Msps
- Output power: IF 0 to -25dBm; Standard L-Band +5 to -40dBm

Interface Ports

Convenient:

- 4 GB Ethernet ports, Layer 2 Bridge, Layer 3 router
- Support for VLAN M&C

RF Stages

Future Proof:

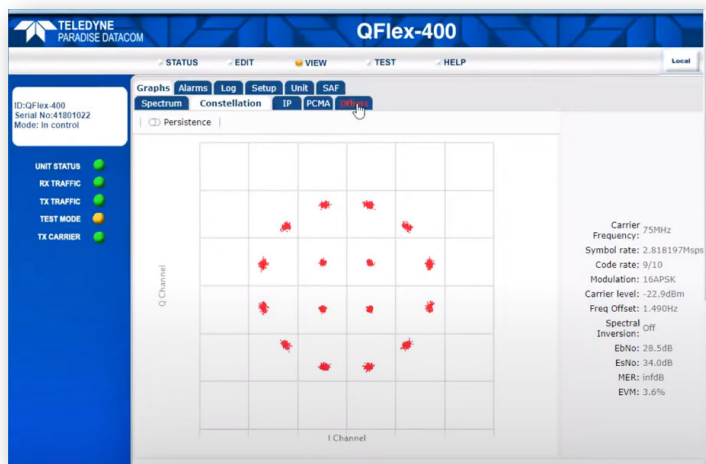
- Transmit and Receive speeds field upgradeable, only pay for the capacity you need now
- Extended L-Band coverage from 950 to 2,450 MHz
- Wideband IF 50 - 180MHz

Receiver

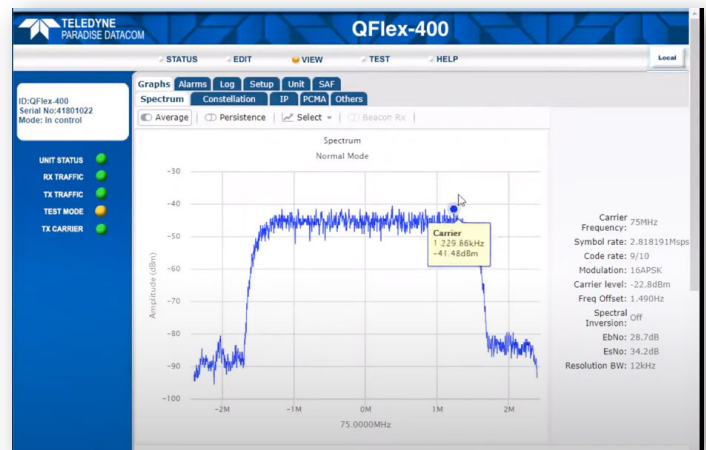
Fast:

- Up to 249Mbps/ 69.9Msps

Powerful Onboard Test Equipment



Constellation view: The Rx Constellation Monitor can be used to check for correct modem operation including checking for signal distortion and phase noise. The persistence mode is useful for showing any long-term effects due to phase noise and interference.



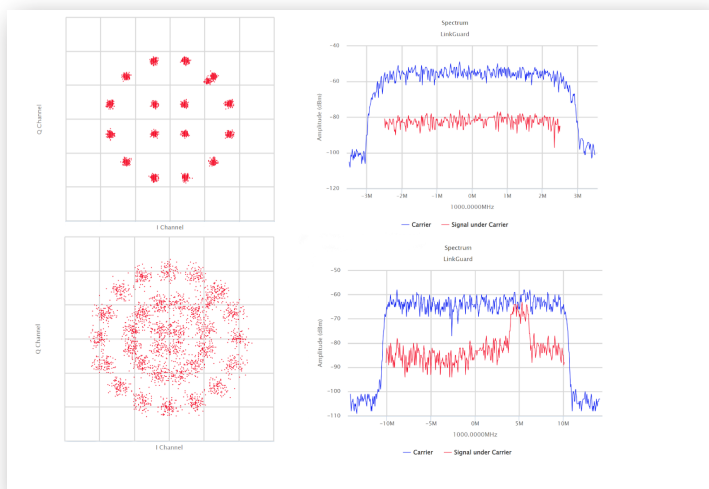
Spectral view: The Rx Spectrum Monitor is a powerful real-time spectrum analyser within the modem that is used to view the received signal spectrum. The monitor can not only display the wanted carrier but a Super Wide view allows checking for adjacent interfering carriers.



Inbuilt Bit Error Rate Test Set (BERT): The internal PRBS BER Tester allows pseudo-random bit patterns to be injected into the main traffic or overhead channel and the BER results to be monitored. Use of the ESC and AUX channels allows continuous real time traffic performance monitoring whilst the modem carries traffic. As well as average BER, number of bit errors and sync status, latency can also be measured.

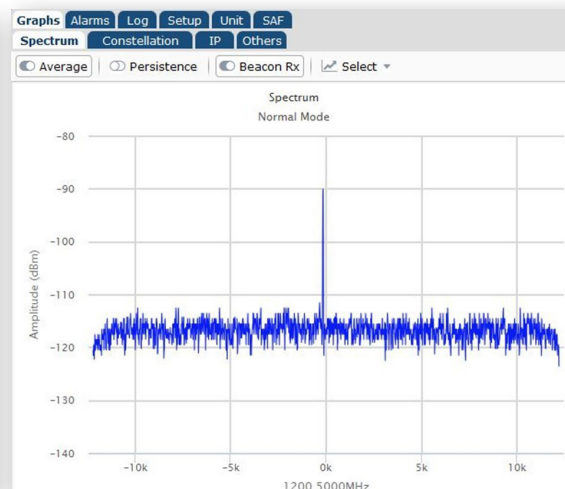
LinkGuard™ Interference Detection

Built-in Spectrum Analyser showing LinkGuard™ Signal-Under-Carrier interference detection without/with interferer present.



Beacon Receiver Function

Q-Lite™ detects satellite beacon transmissions down to very low signal levels. This helps with automatic antenna pointing and removes the need for a separate beacon receiver.

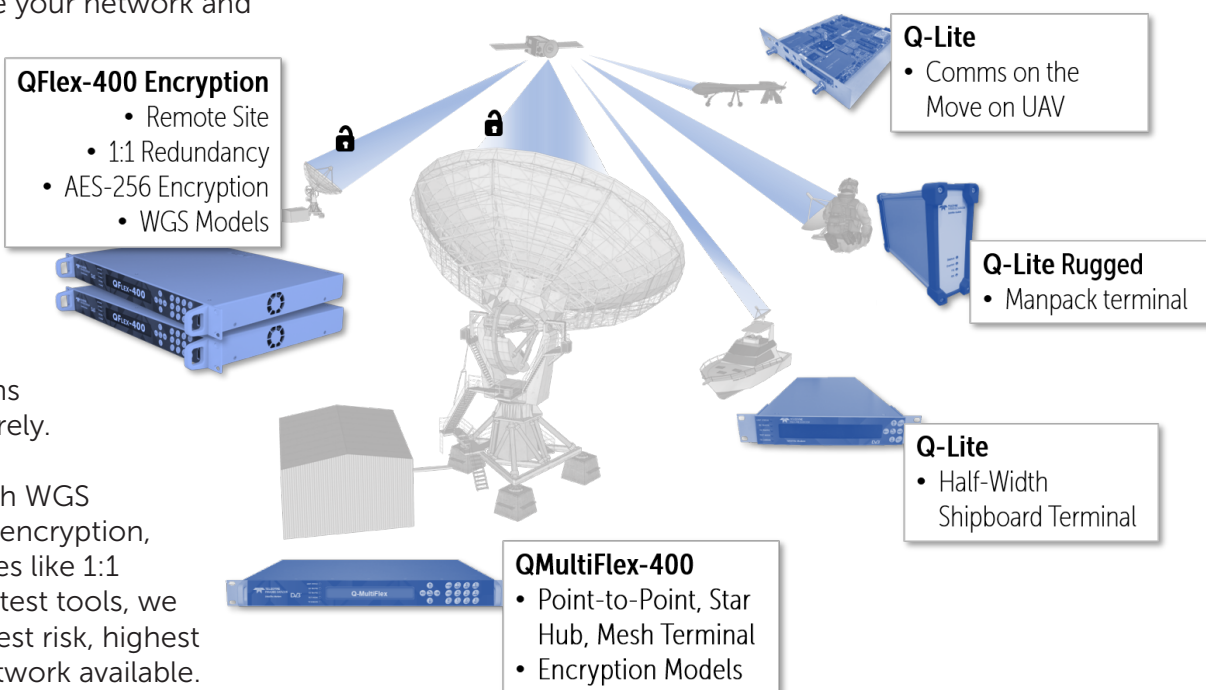


The Q-Net Family

Q-Net is a fabric that allows each of the Q-Series modems to seamlessly inter-operate giving you the ability to upgrade your network and re-use assets at will.

The different models have been thoughtfully designed to cover a wide variety of network situations flexibly and securely.

From models with WGS certification and encryption, to built-in features like 1:1 redundancy and test tools, we give you the lowest risk, highest return secure network available.



The Paradise Family of Secure SCPC Modems

Paradise SCPC Modems		Point-to-Point	Point-to-MultiPoint, Star, Mesh, Hybrid		Form Factor	Features of Note
			Hub or Remote Site	Remote Site		
Standard	QFlex-400	✓			1U 19" Rack	PCMA+ enhanced carrier overlay available
	QMultiFlex-400	✓	✓			Optional Embedded Hub Cancellor
	QFlex-400 P2MP			✓		Configured remote
	QubeFlex	✓				Small Sat/LEO - Support for CCSDS
Small Form Factor	Q-Lite Rugged	✓			Card	IP65 weatherproof outdoor satellite modem
	Q-Lite Half Width	✓				Mountable as two side by side within 1U rack space
	Q-Lite Card	✓				For OEM integration.
	AXIOM-X (New)	✓				Our smallest modem.

All modem models except QubeFlex are also available as **encrypted models**, capable of TCP/IP packet payload encryption using symmetric AES with 256-bit keys. Note that these models are export controlled.

The QFlex-400, Q-Lite, Q-Lite Half Width and Q-Lite Rugged models are also available as **WGS-certified** models.

Main Specifications

Topology	Point to Point or Star Modem within a Point to Multipoint Network
Frequency	L-band: 950 to 2,450MHz (resolution 1Hz) IF: 50 to 90, 100 to 180MHz (resolution 1Hz) TNC connectors for Tx & Rx
Data Rates	Standard: 2,048kbps Options: 5, 10, 25, 60, 100, 200 & 249Mbps
Data Rate Limits	DVB-S2/S2X: 68kbps to 249Mbps
Symbol Rate Limits	DVB-S2/S2X: 150ksps to 69.9Msps
Operating Modes	DVB-S2/S2X (EN 302 307-1 & EN 302 307-2)
Impedance	50Ω
Return Loss	Typically >18dB for IF and >16dB for L-band to 2GHz, >12dB above 2GHz.
Redundancy	1:1 through 1:16 redundancy (requires Utilities Card)

Modulator

Output Power (0.1dB steps)	IF: 0 to -25dBm L-Band: <ul style="list-style-type: none"> +5 to -40dBm (950 to 1,950MHz) 0 to -40dBm (1,950 to 2,150MHz) 0 to -30dBm (2,150 to 2,450MHz)
Output Power Stability/Accuracy	Stability: ± 1.0 dB, 0°C to 50°C Accuracy: ± 0.375 dBm
Transmit Filter Roll-off	20% (other spectral roll off's are available including 5% roll off, which is 15% more bandwidth efficient than 20% roll off. (Not WGS certified))
Phase Accuracy	$\pm 2^\circ$ maximum
Amplitude Accuracy	± 0.2 dB maximum
Carrier Suppression	-30dBc minimum
Output Phase Noise	As EN 302 307, EN 300 421
Harmonics & Spurious	Better than -55dBc/ 4kHz in-band (at 0dBm to -30dBm output)
Transmit On/Off Ratio	-65dB minimum
BUC PSU Option	24V or 48V DC via IFL cable, 200W
BUC 10MHz Reference	Via IFL cable; 10MHz ± 0.01 ppm; 2dBm ± 2 dBm
FSK Control	Allows monitor & control of a compatible L-band BUC from the modem via the Tx IFL cable (requires Utilities Card)

Mechanical/Environmental

Size	255mm x 184mm
Weight	493g
Power Supply, Tolerance	24 V DC input (not provided) Consumes 25 to 33W 24 V +/- 5% max. Paradise Recommends: +/- 0.5V
Compliance	FCC, CE and RoHS compliant
Safety Standards	EN 62368-1:2014
Emissions & Immunity	Emissions: EN 55032:2015 class A Immunity: EN 55032:2017
Operating & Storage Temperature	-40°C to 85°C (applies to Q-Lite card and all options other than front panel, which operate 0 to 50°C only)
Humidity	95% relative humidity, non-condensing
Shock & Vibration	Certification to relevant part of MIL-810G currently in progress
Design & Production Facility Certification	Both the design and production facilities are ISO9001 certified; the production facility is additionally AS9100 certified (giving parts traceability)

Option Card Weights

P3732 Antenna pointing card	add 21g
P3719 Utilities card	add 114g
All weights include the necessary fixing kits.	

Demodulator

Input Range (dBm)	IF minimum: -130 + 10 log (symbol rate) L-band minimum: -140 + 10 log (symbol rate) IF/L-band maximum: -68 + 10 log (symbol rate)
Maximum Input Power	L-band: +10dBm IF: 0dBm
Wanted-to-Composite	-102 + 10 log (symbol rate)
Frequency Sweep Width	± 1 kHz to ± 255 kHz (1kHz steps)
Acquisition Time	Dependent on FEC, data rate and sweep width
Receive Spectral Roll-off	20% (other spectral roll off's are available including 5% roll off, which is 15% more bandwidth efficient than 20% roll off. (Not WGS certified))
LNB 10MHz Reference	Via IFL cable; 10MHz ± 0.01 ppm; 2dBm ± 2 dB
Antenna Pointing Output	Scalable 0 to 10V DC output signal of the wanted Rx power level, composite Rx signal level, demodulator AGC level or Eb/No level for antenna peaking/pointing (requires Utilities Card or Antenna Pointing Card)
LNB Voltage	Programmable 13V, 15V, 18V, 20V or 24V DC to LNB via IFL cable; maximum 0.5A

Features

DVB-S2/S2X Rx Adaptive Equaliser	Corrects for slope on the carrier and group delay (typically found at transponder edges, causing inter-symbol interference). The 9-tap Rx equaliser is provided as standard; automatically switched on above 10Mpps
Traffic Interfaces	Standard: 4-port Gigabit Ethernet switch (RJ45 connectors; used for IP traffic and M&C)

Ethernet: Standard Features

AES-256 Encryption	Encrypts all IP traffic using AES with 256bit key. Note: Encryption adds approximately 5% overhead to the configured datarate and derates the pps processing capability based on packet size.
Trunking Mode	Hardware Layer 2 switch supporting 249Mbps bi-directional traffic at up to 200,000 packets per second; zero jitter
IPv4/IPv6	Dual IPv4/IPv6 TCP/IP supporting IPv4/IPv6 bridging and routing
VLAN Support	Passes VLAN tagged traffic transparently in Trunking mode
DHCP	DHCP client for automatic allocation of M&C IP address.
SNMP	SNMP v1, v2c & v3
Access Control Lists	Separate IP and MAC address black/ white user access control lists
Network Time Protocol (NTP)	NTP client synchronises modem time & date to NTP server; provides millisecond accuracy
Web Server	Modem web server M&C interface (including built-in tools listed under Test Facilities)
AAA RADIUS Secure User Login	Authentication, Authorisation & Accounting. Greater access control & accountability. Replaces standard modem login with user's personal network login credentials
IP Metrics	Tx, Rx throughput (bps, pps) graphs; dropped, errored packet counts
OpenAMIP Protocol Support	Controls modem interaction with compliant antenna control units to support antenna deployment/pointing/tracking
Ethernet MTU Size	10k bytes

Test Facilities & Alarm Outputs


Built-in Test Tools	As part of built-in web server: Rx constellation monitor; Rx spectrum analyser; LinkGuard™ Signal-Under-Carrier interference detection; beacon receiver function that provides automatic detection of satellite beacon transmissions; time graphs for key performance indicators (IP throughput, Eb/No, etc.)
Other Test Modes	Transmit CW Transmit alternate 1-0 pattern
Alarm Relays	4 independent Form C relays for unit, Tx, Rx and deferred alarms (requires Utilities Card)

Included Network Management

Web browser user interface support is provided as standard. SNMP and command line interfaces support the development of third-party user interfaces. In addition, the following network control application options are available

Q-NET™ Navigator	Allows all modems and third-party network devices to be fully controlled through a single application. It provides an easy-to-navigate site map, summary status reporting, etc. Provided as standard, free of charge
-------------------------	--

Utilities Card

Option	Add-on card size: 168mm x 104mm
	<ul style="list-style-type: none"> 9-way D type for 1:1 and 1:N redundancy (compatible with Q-NET PDQS Redundancy Switch) 15-way D type for alarms (4 independent Form C relays for unit, Tx, Rx and deferred alarms), Tx Inhibit signal and scalable DC voltage output for antenna pointing USB connector for software upgrades, etc. Second fan for environments where extra cooling is required FSK signalling

WGS Supported Modulation and Code Rates

Waveform	Minimum Data Rate (kbps)	Maximum Data Rate (kbps)	Minimum Symbol Rate (ksps)	Maximum Symbol Rate (ksps)
QPSK DVB-S2 1/4 NF	73.536	34,268.00	150	69,900
QPSK DVB-S2 1/3 NF	98.467	45,885.73	150	69,900
QPSK DVB-S2 2/3 NF	198.338	92,425.49	150	69,900
QPSK DVB-S2 5/6 NF	248.199	115,660.94	150	69,900
QPSK DVB-S2 8/9 NF	264.968	123,474.94	150	69,900
QPSK DVB-S2 9/10 NF	268.292	125,023.97	150	69,900
QPSK DVB-S2X 13/45 NF	85.171	39,689.60	150	69,900
QPSK DVB-S2X 11/20 NF	163.287	76,091.82	150	69,900
QPSK DVB-S2 2/5 SF	114.139	53,188.86	150	69,900
QPSK DVB-S2 1/2 SF	127.326	59,333.92	150	69,900
QPSK DVB-S2 3/4 SF	213.040	99,276.78	150	69,900
QPSK DVB-S2X 11/45 SF	67.985	31,681.17	150	69,900
QPSK DVB-S2X 14/45 SF	87.766	40,898.76	150	69,900
QPSK DVB-S2X 7/15 SF	133.919	62,406.45	150	69,900
QPSK DVB-S2X 32/45 SF	206.447	96,204.25	150	69,900
8PSK DVB-S2 2/3 NF	297.095	138,446.47	150	69,900
8PSK DVB-S2 3/4 NF	334.219	155,745.84	150	69,900
8PSK DVB-S2 9/10 NF	401.881	187,276.57	150	69,900
8PSK DVB-S2X 23/36 NF	284.426	132,542.52	150	69,900
8PSK DVB-S2X 13/18 NF	321.770	149,945.01	150	69,900
8PSK DVB-S2 3/5 SF	258.798	120,599.78	150	69,900
8PSK DVB-S2 8/9 SF	386.667	180,186.67	150	69,900
8PSK DVB-S2X 7/15 SF	199.781	93,098.14	150	69,900
8PSK DVB-S2X 26/45 SF	248.962	116,016.18	150	69,900
8PSK DVB-S2X 32/45 SF	307.978	143,517.81	150	69,900
16APSK DVB-S2 2/3 NF	395.580	184,340.33	150	69,900
16APSK DVB-S2 5/6 NF	495.028	230,682.87	150	69,900
16APSK DVB-S2 8/9 NF	528.471	246,267.70	150	69,900
16APSK DVB-S2 9/10 NF	535.101	249,357.20	150	69,900
16APSK DVB-S2X 26/45 NF	342.247	159,487.00	150	69,900
16APSK DVB-S2X 3/5 NF	355.506	165,666.00	150	69,900
16APSK DVB-S2X 23/36 NF	378.711	176,479.26	150	69,900
16APSK DVB-S2X 25/36 NF	411.860	191,926.78	150	69,900
16APSK DVB-S2X 7/9 NF	461.584	215,098.05	150	69,900
16APSK DVB-S2X 77/90 NF	507.993	236,724.57	150	69,900
16APSK DVB-S2 3/4 SF	421.449	196,395.36	150	69,900
16APSK DVB-S2X 7/15 SF	264.928	123,456.23	150	69,900
16APSK DVB-S2X 8/15 SF	304.058	141,691.01	150	69,900
16APSK DVB-S2X 3/5 SF	343.188	159,925.80	150	69,900
16APSK DVB-S2X 32/45 SF	408.406	190,317.10	150	69,900

Ordering: Q-Lite™

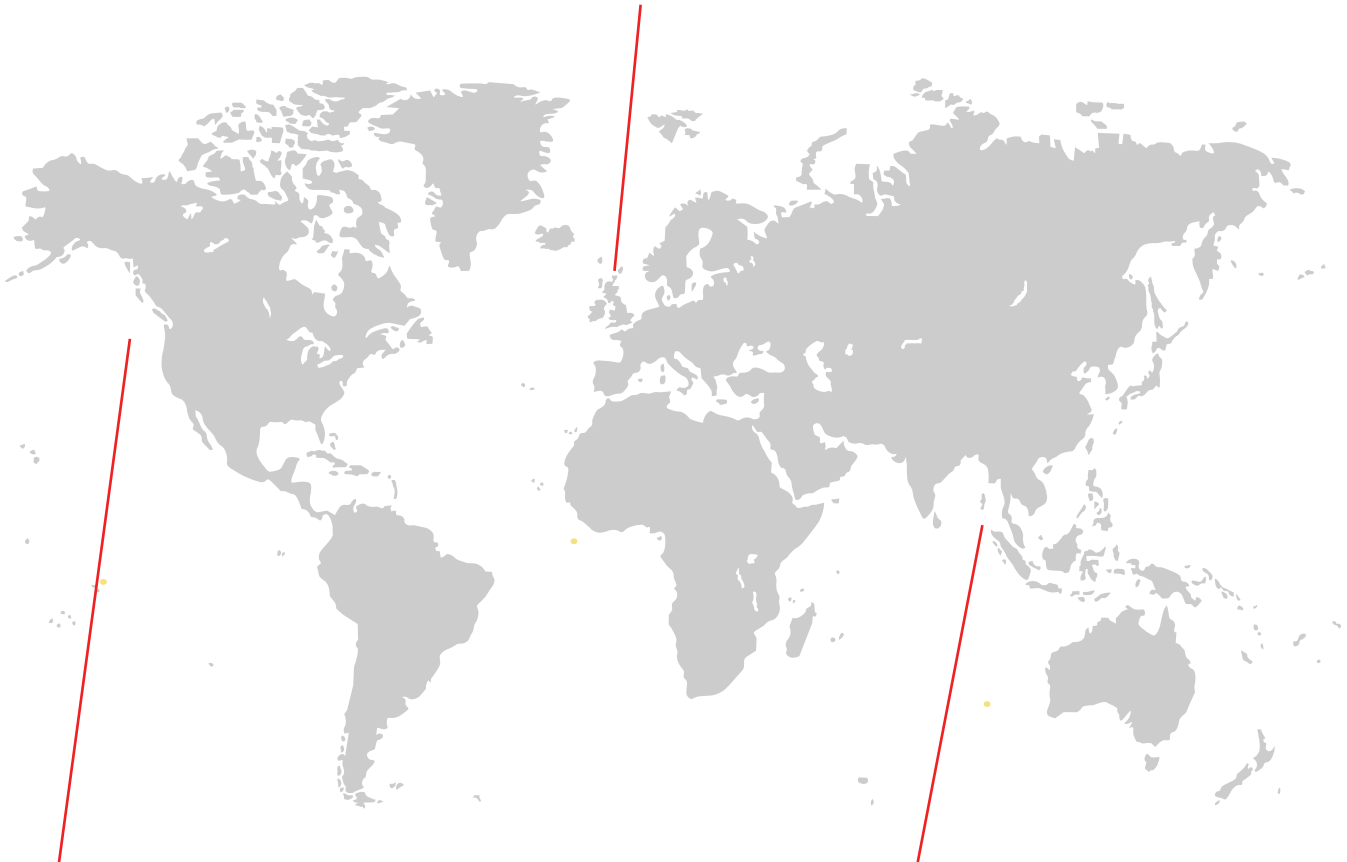
Standard Features	Description
Base Modem	<p><input checked="" type="checkbox"/> 74kbps to 2.048Mbps Tx/Rx DVB modem with 4-port Gigabit Ethernet switch for M&C and traffic. Front-panel keypad and display. IF operation 50 to 180MHz. L-band operation 950 to 2450MHz; high-stability 10MHz reference. All features described under Ethernet Standard Features. All features described under Test Facilities. AUPC: Automatic Uplink Power Control.</p> <p>AES-256 Encryption: TCP/IP packet payload encryption using AES with 256-bit keys.</p> <p>When connected to the output of an external BUC PSU (not provided), the Q-Lite™ can provide up to 200W to the BUC at 24V or 48V, as determined by the BUC PSU.</p> <p>DVB-S2/S2X CCM Tx: DVB-S2 QPSK, 8PSK & 16APSK Tx operation per EN 302 307-1. DVB-S2X QPSK, 8PSK, 8APSK, 16APSK, Tx operation per EN 302 307-2. Includes 20% spectral roll-off.</p> <p>DVB-S2/S2X CCM Rx: Add-on card supporting DVB-S2 QPSK, 8PSK & 16APSK Rx operation per EN 302 307-1. DVBS2X QPSK, 8PSK, 8APSK, 16APSK Rx operation per EN 302 307-2. Includes 20% spectral roll-off.</p>
Optional Features	
Tx Only	<input type="radio"/> Transmit functions only
Rx Only	<input type="radio"/> Receive functions only
Extend Tx Data Rate	<p><input type="radio"/> 5Mbps data rate: Extends base operation to 5Mbps</p> <p><input type="radio"/> 10Mbps data rate: Extends 5Mbps operation to 10Mbps</p> <p><input type="radio"/> 25Mbps data rate: Extends 10Mbps operation to 25Mbps</p> <p><input type="radio"/> 60Mbps data rate: Extends 25Mbps operation to 60Mbps</p> <p><input type="radio"/> 100Mbps data rate: Extends 25Mbps operation to 100Mbps</p> <p><input type="radio"/> 200Mbps data rate: Extends 100Mbps operation to 200Mbps</p> <p><input type="radio"/> 249Mbps data rate: Extends 200Mbps operation to 249Mbps</p>
Utilities Card	<p><input type="radio"/> Add-on card size: 168mm x 104mm</p> <ul style="list-style-type: none"> • 9-way D type for 1:1 and 1:N redundancy (compatible with Q-NET PDQS Redundancy Switch) • 15-way D type for alarms (4 independent Form C relays for unit, Tx, Rx and deferred alarms), Tx Inhibit signal and scalable DC voltage output for antenna pointing • USB connector for software upgrades, etc. • Second fan for environments where extra cooling is required • FSK signalling
Antenna Pointing Card	<p><input type="radio"/> Smaller, lighter, lower power alternative to Utilities Card that provides AGC output for antenna pointing (along with Tx Inhibit and Rx Lock status) and serial RS232/RS485 M&C bus (alternative to Ethernet control). Scalable 0 to 10V DC output signal represents any of the following:</p> <ul style="list-style-type: none"> • Receive power level • Receive composite signal level • Demodulator AGC level • Eb/No
Keypad/LCD Display	<input type="radio"/> Paradise standard front-panel membrane (local user interface) consisting of: LEDs that provide basic modem status; 3-line LCD display; keypad. The Q-Lite™ software will automatically detect & support the membrane when it is fitted.
Fan	<input type="radio"/> Paradise standard modem fan: 20mm; 12V; 2.5W; 12.0 CFM; 65,000 hour lifetime; connects to Q-Lite™ card; a second fan requires the Utilities card to be fitted.

Global Sales Offices

U.K. Headquarters

Business Development Director, EMEA
Paul McConnell
Teledyne Paradise Datacom
106 Waterhouse Lane, Chelmsford,
Essex, England, CM1 2QU

Tel: +44(0)1245 847540
Mob: +44(0)7720 707499
Paul.mcconnell@teledyne.com



U.S, Canada & South America
Sales Director
Bruce Grieser
+1 (480) 444-9676
bruce.grieser@teledyne.com

Asia Pacific
Sales Director
Tavechai M.
333, 20 Fl., C1,
Lao Peng Nguan Tower 1,
Vibhavadi-Rangsit Rd.,
Chatuchak, Bangkok 10900
Thailand

Tel: +66 2 2722996
Mobile: +66 83 5545145
tavechai.mektavepong@teledyne.com